



# 2008-2009 GMT Quarterly Report for District (or Undistricted) **District N 2**



GMT: **TERRY GRAHAM**

Location: **NOVA SCOTIA**

GMT CA: **1 & 2**

## CLUBS

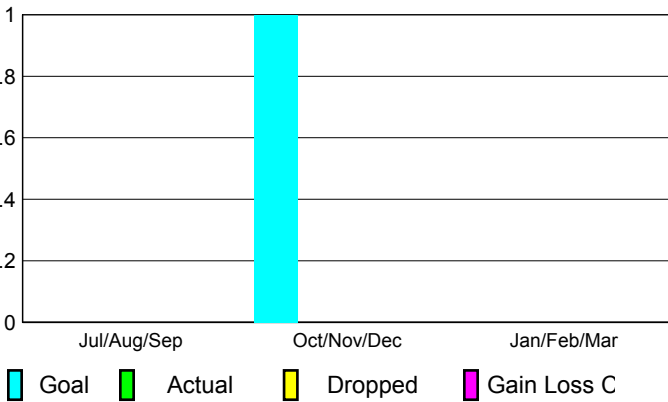
### Club Results 2008-2009

### Clubs 2007-2008

| Month         | New Club Goal | Actual New Clubs | Actual Dropped Clubs | Gain/Loss of Clubs | Gain/Loss of Clubs |
|---------------|---------------|------------------|----------------------|--------------------|--------------------|
| Jul/Aug/Sep   | 0             | 0                | 0                    | 0                  | 0                  |
| Oct/Nov/Dec   | 1             | 0                | 0                    | 0                  | 0                  |
| Jan/Feb/Mar   | 0             | 0                | 0                    | 0                  | -1                 |
| <b>Totals</b> | <b>1</b>      | <b>0</b>         | <b>0</b>             | <b>0</b>           | <b>-1</b>          |


### Club Results 2008-2009

Goal, New, Dropped, Gain/Loss




### Comparison of Club Gain/Loss

Current Year Compared to the Previous Year



### YTD Status Quo Clubs 2008-2009

Status Quo Clubs Compared to Status Quo Members



## MEMBERSHIP

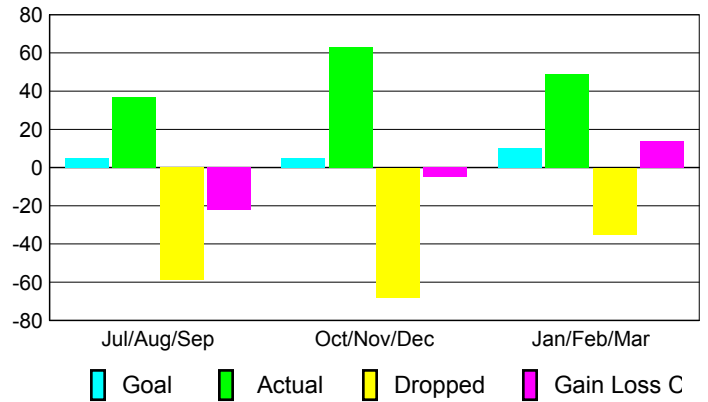
### Membership Results 2008-2009

### Membership 2007-2008

| Month         | Net Memb Goal | Actual New Memb | Actual Dropped Memb | Gain/Loss of Memb | Gain/Loss of Memb |
|---------------|---------------|-----------------|---------------------|-------------------|-------------------|
| Jul/Aug/Sep   | 5             | 37              | -59                 | -22               | -14               |
| Oct/Nov/Dec   | 5             | 63              | -68                 | -5                | 5                 |
| Jan/Feb/Mar   | 10            | 49              | -35                 | 14                | -1                |
| <b>Totals</b> | <b>20</b>     | <b>149</b>      | <b>-162</b>         | <b>-13</b>        | <b>-10</b>        |

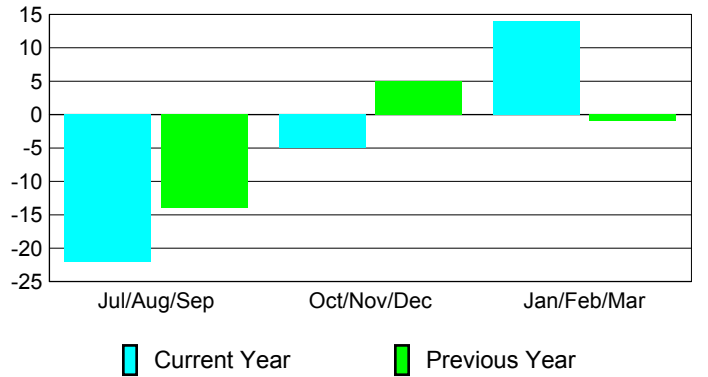
### Membership Results 2008-2009

Goal, New, Dropped, Gain/Loss



### Comparison of Membership Gain/Loss

Current Year Compared to the Previous Year



### Gender Comparison 2008-2009

